





KG2 CURRICULUM – LITERACY

LITERACY: is about the exciting blend of phonics and the whole language approach. Children work and play with words and objects to develop and improve speaking and language skills. They listen to various sounds to enhance their listening skills. They engage in retelling of stories, picture –talk, discussions, pick and talk (JAM session) show and tell activities. Online Student Assessment Record to track student progress.


	KG2	Learning Outcome
Listening and attention	Children will be able to <ul style="list-style-type: none">★ Maintain attention, concentrate and listen attentively.★ Maintain a two-channeled attention – can listen and follow instructions.★ Listen to a variety of sounds, songs and music.★ Closed listening activities are introduced to develop listening skills and respond appropriately (Activity-Audio will be played and students will be able to answer the questions and sequence the sounds heard in the story)	Children will <ul style="list-style-type: none">★ Listen attentively in a range of situations.★ Listen to stories accurately anticipating key events★ Respond to what they hear with relevant comments, questions or actions.★ Pay attention to what questions or actions are being done.★ Pay attention to what others say and respond appropriately while engaged in another activity★ Identify and respond to various sounds, songs and music★ Repeat songs and poem
Understanding	Children will be able to <ul style="list-style-type: none">★ Respond to instructions involving a	Children will <ul style="list-style-type: none">★ Follow instructions involving




	<p>two-part sequence (listening & comprehending)</p> <ul style="list-style-type: none">★ Understand humor e.g. jokes★ Follow a story without pictures or props★ Listen and respond to ideas expressed by others in conversation or discussion.★ Coding was introduced to enhance problem solving skills and develop critical thinking.	<p>several ideas or actions.</p> <ul style="list-style-type: none">★ Answer 'How' and 'Why' questions about their experiences and in response to stories or events.★ Students were challenged to answer critical thinking questions and develop their understanding. ★ Students decoded the secret messages★ They created a coded message using number codes and symbols.★ Online secret code puzzles helped the students to enhance their vocabulary.
<p>Speaking</p>	<p>Children will be able to</p> <ul style="list-style-type: none">★ Express themselves using simple sentences.★ Extend vocabulary, especially by grouping and naming, exploring the meaning and sounds of new words.★ Respond to pictures, narration, stories, music, rhymes and poems★ Use language to imagine and recreate roles and experiences in play	<p>Children will</p> <ul style="list-style-type: none">★ Express themselves effectively.★ Show awareness of listener's needs★ Use past, present and future forms accurately when talking about events that have happened or are to happen in the future.★ Make relevant comments, ask relevant questions and show



	<p>situations.</p> <ul style="list-style-type: none">★ Introduce a storyline or narrative into their play.★ Pick and Talk (JAM session) - Speak on a given word/topic instantly.	<p>appreciation.</p> <ul style="list-style-type: none">★ Develop their own narratives and explanations by connecting ideas or events.★ Use greetings and golden words.★ Retell stories and events in the correct sequence.★ Express about their interests with confidence before an audience.
Reading	<p>Children will be able to</p> <ul style="list-style-type: none">★ Continue a rhyming string.★ Hear and say the initial, middle and final sounds in words.★ Segment the sounds in simple words and blend them together and knows which letters represent some of them.★ Link sounds to letters, naming and sounding the letters of the alphabet.★ Begin to read words and simple sentences.★ Use vocabulary and forms of speech that are increasingly influenced by their experiences of books★ Enjoy an increasing range of books★ Know that information can be retrieved from books and computers.★ To recognize read and spell sight	<p>Children will</p> <ul style="list-style-type: none">★ Read and understand simple sentences.★ Recognize words with common spelling patterns.★ Use phonic knowledge to decode regular words and read them aloud accurately.★ Read some common irregular words.★ They are able to distinguish between letters, words and sentences.★ Frame simple sentences to describe situations and pictures.★ Demonstrate understanding when talking with others about what they have read.



	<p>words easily. Different methods were introduced e.g. see and say, arm tapping, air writing, table writing.</p> <ul style="list-style-type: none">★ “Read with ease”- Level wise online reading sheets are provided to students to enhance the reading skills and help the students read fluently.	<ul style="list-style-type: none">★ Enhance reading skills through online reading sheets, simple story books and develop fluency in reading and comprehending unfamiliar text.★ Every child carried the sight word sheet for regular reading.
Writing	<p>Children will be able to</p> <ul style="list-style-type: none">★ Give meaning to marks they make, as they draw, write and paint.★ Begin to break the flow of speech into words.★ Continue a rhyming string.★ Hear and say the initial sounds in words.★ Segment the sounds in simple words and blend them together.★ Link sounds to letters, naming and sounding the letters of the alphabet.★ Use some clearly identifiable letters to communicate meaning, representing some sounds correctly and in sequence.★ Attempt to write sentences in meaningful contexts.★ Phrases and sentence stretch were introduced.	<p>Children will</p> <ul style="list-style-type: none">★ Use their phonic knowledge to write words in ways which match their spoken sounds.★ Write some irregular common words.★ Write simple sentences which can be read by themselves and others.★ Understand that some words are spelt correctly and others are phonetically plausible.★ Form captions and simple sentences, sometimes using punctuation, to describe situations and pictures.★ Better their writing skills through the spell check activity done weekly for sight words and CVC words and digraphs learnt.★ Do comprehension passage earlier



مدرستنا الثانوية الإنجليزية، الشارقة
OUR OWN ENGLISH HIGH SCHOOL, SHARJAH
A GEMS SCHOOL



	<p>★ Word building activity was introduced to enhance written vocabulary.</p>	<p>to understand and apply the knowledge to do Picture Composition.</p>
--	---	---